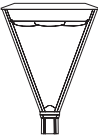
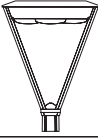
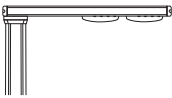
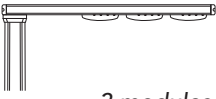
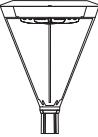
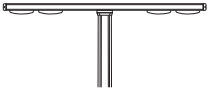
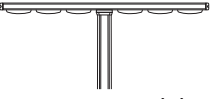


EPA LUMINAIRE FIXTURE TABLE

August 2024

Head	Model	Wind origin	EPA / ft ²	EPA / m ²
	F	Front	0.6554	0.0609
		Side	0,6832	0.0635
	V		1,4494	0.1346
 <p style="text-align: center;"><i>2 modules</i></p>	P	Front	0,0569	0.0053
		Side	0,3349	0.0311
 <p style="text-align: center;"><i>3 modules</i></p>	P	Front	0,0569	0.0053
		Side	0,4318	0.0401
	R		1,4294	0.1328
 <p style="text-align: center;"><i>4 modules</i></p>	T	Front	0,0569	0.0053
		Side	0,6176	0.0574
 <p style="text-align: center;"><i>6 modules</i></p>	T	Front	0,0569	0.0053
		Side	0,8113	0.0754

